

# Introducing the

# **GRAVELLY**®



# **GREAT 8'S**



# Great engineering. Great performance.



Gravely 526, 8 HP, 4-speed, electric start Convertible Tractor. Also available Model 522, electric start, 2-speed.

## Engineered to be high performance machines

In times like these you want to get the most for your money; to feel secure in the fact that you're getting real value for your hard-earned dollars.

At Gravely that fact of life is realized. That's why Gravely took the heavy duty frame and all-gear-drive transmission assembly featured on their larger ten and twelve horsepower convertible tractors and used it as the heart of this new line of convertibles. The basic design has been tested and proved in many years of use in both homeowner and commercial applications.

To insure top on-the-job performance an eight horsepower, air cooled, single cylinder engine built by one of the world's leading engine manufacturers was chosen as the powerhouse. A choice that has proven excellent in both performance and price.

The power of the eight horsepower engine is transferred through the rugged all-gear planetary transmission with only

minimum power loss, insuring plenty of power at the attachment that does the work. A sound reason for offering a wide selection of heavy duty year round attachments, most of them with all-gear and steel-shaft drives. Attachments that give you the versatility of having one power source to handle most any job, no matter how large or small, and most attachments change in just minutes.

With a Gravely 8 you can have a tractor that will do your gardening, mowing, hauling and snow removal plus a variety of other tasks without having to invest in several single purpose machines. Machines that spend most of their time sitting about waiting for a certain season so they can perform their specialized task. (Usually after a few mechanical adjustments and perhaps a tune-up too.) A Gravely performs year round to get the best of your job worries with efficiency and top performance.

When it's got the name Gravely on it you know it's the one that's like nobody else!



# Performance. Great tractors!



Gravelly 524, 8 HP, 4-speed, manual start Convertible Tractor. Also available Model 520, manual start, 2-speed.

## Gravellys are designed and built with you in mind

Gravellys are designed and built with you and your kind of jobs in mind. They're built rugged with a heart of steel to overpower the toughest jobs from small to large.

All-gear and steel-shaft drive from the engine to the attachment with no belts to slip or break, insuring you of the most power output for each dollar input.

The new Gravelly 8's give you other proved features such as an instant forward-neutral-reverse control to help you in and out of tight spots in a hurry. A choice of either manual or electric starting systems. (Another way Gravelly helps the budget conscious person.) Large capacity fuel tanks to keep you running longer. Hoods that lift for easy service. A choice of tire designs for better traction on your type jobs. And if you get tired of walking on the large areas you can even get a steering sulky that allows you to ride behind and steer the tractor with an automotive type steering wheel.

Versatility and durability, the ingredients built into every Gravelly Great 8.

If you're already a Gravelly Convertible owner and know the

quality story we have to tell but figure it's about time to take a trade-in look, we suggest you come on in and flex the muscles of one of our new 8's. You'll be surprised at the power, performance and sleek design. If you have a selection of Gravelly Convertible attachments still in good shape, there's no need to trade them in because the new 8's are versatile enough to take on old Gravelly attachments as well as new ones. (An added value for your money.)


If you're a first time purchaser of Gravelly equipment you can rest assured that you can purchase a new Gravelly 8, now, with the minimum of attachments to meet your immediate needs and in the future feel secure that the versatility will still be there so you can add attachments without having to trade tractors.

As we said, the Gravelly 8's are designed with you in mind. If you need further proof, request a free demonstration of the Great 8 of your choice on your land doing the kind of work you have to do.


Call or drop by our Gravelly showroom today and make a new friend.




# 8 ways to tell it's a Gravely 8




8 horsepower Kohler engine directly powers the all-gear Gravely transmission for positive power transfer.




Electric starter and alternator system with key ignition for easy starting.




Quick start manual pull starting system for the budget minded.



Convenient controls for easy operation at your fingertips.



Instant forward-neutral-reverse control to help get you in and out of those tight spots easily.



High-low gear control to give you instant choice of ground speeds to fit the job you're doing.



Fast attachment change. Loosen two nuts, two bolts and change attachments in just minutes.



Dual wheels are available as optional equipment and must be used with the Steering Sulky to insure proper stability and traction.

## SPECIFICATIONS: GRAVELY 8 HP CONVERTIBLE TRACTORS

	Model 520 Convertible	Model 522 Convertible	Model 524 Convertible	Model 526 Convertible
ENGINE	Kohler K181T, single cylinder, four cycle air cooled, automatic compression release. Cast iron	Kohler K181T, single cylinder, four cycle air cooled, automatic compression release. Cast iron	Kohler K181T, single cylinder, four cycle air cooled, automatic compression release. Cast iron	Kohler K181T, single cylinder, four cycle air cooled, automatic compression release. Cast iron
HORSEPOWER	8 @ 3600 RPM	8 @ 3600 RPM	8 @ 3600 RPM	8 @ 3600 RPM
AIR CLEANER	Dry, single element, replaceable	Dry, single elements, replaceable	Dry, single element, replaceable	Dry, single element, replaceable
FUEL SYSTEM	Automotive type, diaphragm fuel pump	Automotive type, diaphragm fuel pump	Automotive type, diaphragm fuel pump	Automotive type, diaphragm fuel pump
STARTING SYSTEM	Manual - recoil	Positive, 12V electric start	Manual - recoil	Positive 12V electric start
FUEL CAPACITY	9/10 U.S. Gallons	1 3/4 U. S. Gallons	9/10 U. S. Gallons	1 3/4 U. S. Gallons
ENGINE LUBRICATION	SPLASH	SPLASH	SPLASH	SPLASH
OIL CAPACITY (ENGINE)	2 1/2 Pints	2 1/2 Pints	2 1/2 Pints	2 1/2 Pints
TRANSMISSION	All gear planetary transmission with full enclosed PTO	All gear planetary transmission with fully enclosed PTO	All gear planetary transmission with fully enclosed PTO	All gear planetary transmission with fully enclosed PTO
OIL CAPACITY (TRANS.)	5 Quarts	5 Quarts	5 Quarts	5 Quarts
ATTACHMENT P.T.O.	All-gear positive drive	All-gear positive drive	All-gear positive drive	All-gear positive drive
SPEEDS	2 forward, 2 reverse	2 forward, 2 reverse	4 forward, 4 reverse	4 forward, 4 reverse
SPEED RANGE	0 - 4 MPH	0 - 4 MPH	0 - 4 MPH	0 - 4 MPH
TIRES (OPTIONAL)	4:00 x 8 Diamond Tread or 4:00 x 8 Sure Grip or 18 x 6:50 x 8 Lawn & Garden Tread	4:00 x 8 Diamond Tread or 4:00 x 8 Sure Grip or 18 x 6:50 x 8 Lawn & Garden Tread	4:00 x 8 Diamond Tread or 4:00 x 8 Sure Grip or 18 x 6:50 x 8 Lawn & Garden Tread	4:00 x 8 Diamond Tread or 4:00 x 8 Sure Grip or 18 x 6:50 x 8 Lawn & Garden Tread
WEIGHT: shipping (approximate)	330 lbs.	340 lbs.	400 lbs.	410 lbs.
LENGTH	58 inches	58 inches	58 inches	58 inches
WIDTH	25 inches	25 inches	25 inches	25 inches
HEIGHT	36.5 inches	36.5 inches	36.5 inches	36.5 inches

Sold and serviced by:

Manufacturer reserves the right to change appearance, function and components of any Gravely product without notice or liability.

## GRAVELY...LIKE NOBODY ELSE!

# GRAVELY®

GRAVELY LANE, CLEMMONS, N. C. 27012  
DIVISION OF CLARKE-GRAVELY CORPORATION